



FAMILY DISCIPLESHIP GUIDE

WEEK 4 REPLACING PRIDE WITH PRAISE



FAMILY DISCIPLESHIP IS KIND OF A BIG DEAL.

Deuteronomy 6:4-7 instructs parents to make God front and centre in home life; talking with children, impressing upon them and working with them at all times of the day and night. Put simply a parent's primary ministry is to raise their children to be disciples of Jesus.

For some of you it's already a regular part of the rhythm of your family's week; keep up the good work. Some of you will feel like you could be doing better; keep on trying, practice builds confidence and competence. And some of you feel overwhelmed and don't know where to start; that's ok, your church family is here to help.

Our prayer is that this Family Discipleship Guide will give you some helpful tools in developing a weekly rhythm of discipleship practices to help you and your family to grow together in love and service of God.



THE FAMILIES

We've broken the guide in into 5 parts each with its own specific way of engaging the bible passage that week:

REFLECT encourages family members to reflect on the bible passage and what it means to them.

REACT engages your emotions and helps bringing those reactions before God.

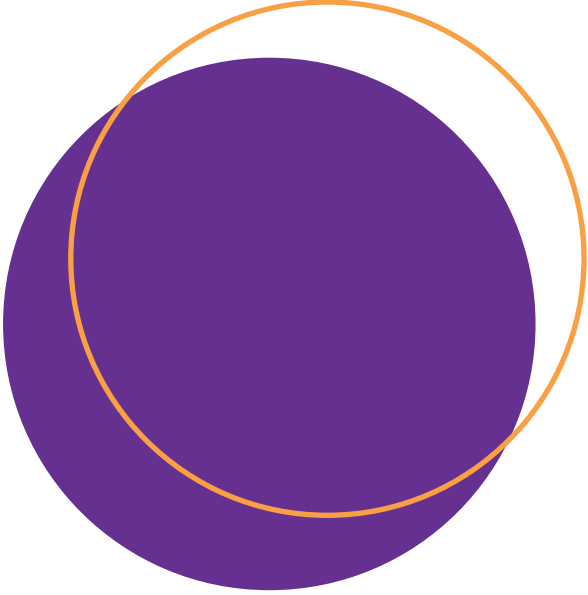

RELATE encourages families to share honestly, and listen deeply to how one another are growing as disciples.

RESPOND helps families to work out real and practical ways they can respond to God in light of the weekly bible passage.

REVIEW encourages families to review the bible passage for the week and engage with it in a different way.

You might like to use these as 5 separate daily devotions, OR you might like to group some of the sections together to make a couple of family devotional times but leave yourself room to use other resources you've found elsewhere. Remember these are a collection of tools, not rules, for family discipleship.

Don't forget to show us how your family are discipling one another by sharing your photos and reflections on our social media pages with the hashtag #WeAreLivingChurch.



WEEK 3 QUICK VIEW

QUICK VIEW

We all can be prideful and arrogant like King Nebuchadnezzar.

We can all be rebellious at times and not heed warnings from others.

This often leads us, like it did with King Nebuchadnezzar, to finding ourselves feeling lonely and cast out.

But there is hope, King Nebuchadnezzar shows us that if we turn to God and humble ourselves, we will feel restored.

DATE OF SERMON

16.05.2021

BIBLE READING

Daniel 4:19-37

BIG IDEA

Humans were made to rule the world and its animals under God, expressing God's character as we rule, but when we reject God, we become more like animals than like God in how we live in the world (as graphically portrayed in King Nebuchadnezzar's letter to the world).

KIDS BIG IDEA

God shows his real power to humble proud King Nebuchadnezzar, but also shows grace to help people turn to Him.

KIDS APPLICATION

Because God is Ruler of the world, turn, like Nebuchadnezzar, in humble faith and repentance to God.

KEY VERSE


Daniel 4:2-3

It is my pleasure to tell you about the miraculous signs and wonders that the Most High God has performed for me.

How great are his signs, how mighty his wonders! His kingdom is an eternal kingdom; his dominion endures from generation to generation.

KEY SONGS

Nebuchadnezza's Tree - Col Johnston



MOMENTS

This passage leads us to us examine our own pride, arrogance and selfishness.

God gives a clear warning to King Nebuchadnezzar regarding his pride which he does not follow.

The passage also gives us hope that God is gracious and that he is willing to help us and forgive.

King Nebuchadnezzar felt restored and filled with praise when he turned back to God

PRAYER

Dear Lord

You are mightier than the most powerful earthly king.

King Nebuchadnezzar learnt this when he did not listen to your warning.

Please help us when we are selfish and prideful to think about his warning and rather be kind and humble. Using the King Nebuchadnezzar's final words, we praise and exalt and glorify you the King of heaven.

In Jesus name

Amen.

REFLECT

As parents, encourage your family to personally reflect on the bible passage, and what it means for them. Try to guide this so it lands close to the big idea.

EARLY YEARS

While you read Daniel 4:19-37 get the children to use Lego or Duplo to build a tall tree (allow any artistic interpretation of a tree)

After the passage get them to break their tree leaving only a stump to show what happened to King Nebuchadnezzar.



KIDS

Read Daniel 4:19-37 together as a family.

Make a flipping tree and stump:

Draw or print a frame on a4 paper.


Draw a big tree inside the frame (While children are drawing read the passage)

Cut 3 sides along the frame to make a flap.

Stick your tree frame onto a second piece of paper taking care not to glue the flap

Under the flap draw just the stump of the tree.

Open and close the flap to see King Nebuchadnezzar's dream tree.




YOUTH

Read the Daniel 4:19-37 together.

Use Google images to find pictures related to the passage:

- A proud wealthy King Nebuchadnezzar
- King Nebuchadnezzar talking to Daniel
- King Nebuchadnezzar's dream tree
- The tree stump
- The King living in the forest like an animal
- The King restored

Put the pictures together in a booklet or PowerPoint display for the family



PRAY

Dear Lord

Thank you for the bible that has documented what happened to King Nebuchadnezzar who lived so long ago. Help us to understand and learn from his encounter with you. Help us hear your warnings and your teachings. Thank you that you are a forgiving and restoring God.

In Jesus name

Amen.

REACT

As parents, encourage your family to see how they are reacting emotionally to the Bible passage. Engage emotionally and bring it before God.

EARLY YEARS

Read or review Daniel 4:19-37 together a family. God wanted King Nebuchadnezzar to stop being full of pride, so he sent him a warning. God wanted the King to be humble.

Play the traffic light game to signify the stop, warning and go

1. One person calls out the instructions and pretends to direct traffic. The others follow the instructions.
2. There's a choice of three instructions, all relating to the colour of traffic lights - either "red", "green" or "orange".
3. If "red" is called then everyone must stand very still and silent.
4. If "green" is called then everyone moves around quite fast.
5. If "orange" is called then everyone moves around in slow motion.
6. Take it in turns to direct the traffic and shout the instructions.

KIDS

Read or review Daniel 4:19-37 together a family. God wanted King Nebuchadnezzar to stop being full of pride, so he sent him a warning. God wanted the King to be humble. Create a King Nebuchadnezzar inspired traffic light.

Print about an 8cm diameter red circle with the words "STOP PRIDE" inside

Use the same circle, change colour to orange and the words to "GODS WARNING" and print it.

Use the same circle, change the colour to green and the words to "BE HUMBLE" and print it

Cut out the 3 circles

Fold a piece of cardboard in half (even a cereal box will do) making a stand-up card

Paste the circles on to make a traffic light



YOUTH

Read or review Daniel 4:19-37 together a family. Using words describing King Nebuchadnezzar's arrogance, then his warning and then his restoration, create word clouds of the story.

Go to website <https://www.wordclouds.co.uk/> (or Google word cloud uk)

Click File

Click new word cloud

Click file

Click paste text

Paste the text from [Daniel 4:20-22](#) about the magnificent tree

Click apply

You can then alter the shape font and colours

You can then print the image

Repeat above and paste the text about the warning [Daniel 2:23-24](#)

Repeat above and paste the text about the king's restoration and praise [Daniel 2:34-37](#)



PRAY

Dear Lord

Thank you for loving us. Thanks for this passage that helps us see that being prideful does not bring us peace. Help us listen to the warning you gave King Nebuchadnezzar and teach us your way of being kind and humble.

In Jesus name we pray.

Amen.

RELATE

As parents, encourage your family to share honestly, and listen deeply to how one another are growing as disciples.

Parents it will be important for you to model honesty and vulnerability as you answer these questions, so your kids know they can do the same. Allow time for everyone to reflect and answer each question openly and honestly. Make sure you listen well to one another, and pray from the heart.

FAMILIES

Go for a walk in a park or the bush and see how God cares for creation. Find a really tall tree and discuss King Nebuchadnezzar's dream in Daniel 4:19-37, and what it meant. Look at the grass and imagine living in the bush for 7 years without cutting your hair. Discuss who is really in control? How do we see that in the story?

PRAY

Dear Lord

We marvel at the amazing world you made for us. Each flower, each leaf, each animal and each person is a marvellous creation. Thank you for reminding us in this story that no matter how important someone may seem, you are still in control.

In Jesus name Amen.

RESPOND

As parents, encourage your family to work out real and practical ways they can respond to God in light of the Bible passage. Land the application in this section.

EARLY YEARS

Watch the Daniel 4:19-37 story on You tube.
Nebuchadnezzar's Dream (Preschool-1st Grade)
-Anthem Chapel



After the video, work out what kind deed you can do for someone today

KIDS / YOUTH

Watch the Daniel 4:19-37 story on You tube.
Nebuchadnezzar King and Beast (Short Film) +
Behind the Scenes -Bruna Melo



PRAY

Dear God,
Thank you for giving us so many reasons to find hope in Jesus! Please be with us with your Spirit, especially during those times when we have the opportunity to share the reason for our hope. Please help us to be clear and truthful, and please help the people listening to do so with open hearts so that they might want to know you more!
In Jesus' name,
Amen

REVIEW

As parents, encourage your family to review the Bible passage for the week. This section tries to find a way to engage with the passage in a different way.

EARLY YEARS / KIDS


Read or review Daniel 4:19-37 together a family. Help the children make and dress paper dolls as King Nebuchadnezzar the arrogant wealthy king and as the beastly version he became. Go to the website to get a paper doll template <https://www.thesprucecrafts.com/printable-paper-dolls-1253081> or Google Spruce craft Paper dolls. Find the paper doll template – click on it and it will isolate the image to a printable or saveable form. Print it then glue the template onto thin cardboard (cereal box etc) Then cut out the template (parents will need to help with this.) Let your children draw him a face. Use the template to softly trace his outline onto a piece of paper. Use this to fashion a tunic shape with tabs (x2), a crown with tabs and a hairy head with tabs Let the children use Textas, shiny paper, ribbon and glitter glue etc. to decorate the wealthy king's tunic and crown Use brown crayons, sacking or brown paper to decorate his wilderness outfit



YOUTH

Read or review Daniel 4:19-37 together a family. Morphing two faces – the king and the beast Go to the morphing website. <https://www.morphthing.com/> or google Morph Thing

Click start morphing
Choose a male face
Then type in the search bar 'Lion'
Click on lion face
Click on red morph button
See the result



PRAY

Dear Lord
We are aware that we all have some of the arrogance and wildness in us that we see in this passage about King Nebuchadnezzar. Help us to recognise when we are being arrogant selfish and 'beastly' and help us turn to you and your loving ways so that we will feel as restored and joyful as King Nebuchadnezzar was.
In Jesus name Amen.

