



FAMILY DISCIPLESHIP GUIDE

WEEK 3 STAND FIRM



FAMILY DISCIPLESHIP IS KIND OF A BIG DEAL.

Deuteronomy 6:4-7 instructs parents to make God front and centre in home life; talking with children, impressing upon them and working with them at all times of the day and night. Put simply a parent's primary ministry is to raise their children to be disciples of Jesus.

For some of you it's already a regular part of the rhythm of your family's week; keep up the good work. Some of you will feel like you could be doing better; keep on trying, practice builds confidence and competence. And some of you feel overwhelmed and don't know where to start; that's ok, your church family is here to help.

Our prayer is that this Family Discipleship Guide will give you some helpful tools in developing a weekly rhythm of discipleship practices to help you and your family to grow together in love and service of God.



THE FAMILIES

We've broken the guide in into 5 parts each with its own specific way of engaging the bible passage that week:

REFLECT encourages family members to reflect on the bible passage and what it means to them.

REACT engages your emotions and helps bringing those reactions before God.

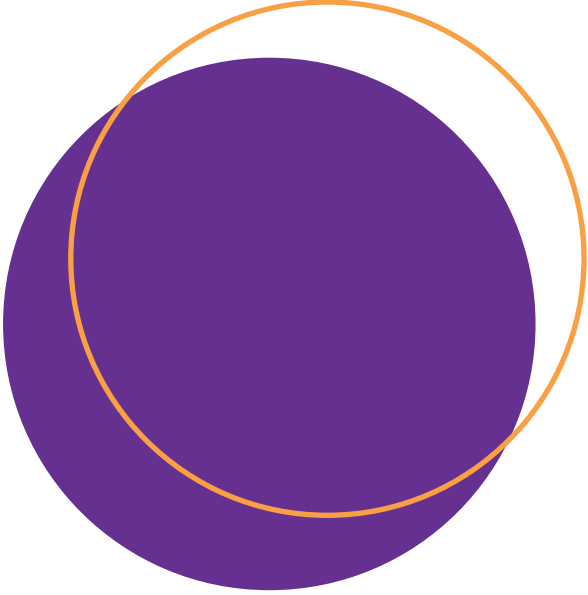

RELATE encourages families to share honestly, and listen deeply to how one another are growing as disciples.

RESPOND helps families to work out real and practical ways they can respond to God in light of the weekly bible passage.

REVIEW encourages families to review the bible passage for the week and engage with it in a different way.

You might like to use these as 5 separate daily devotions, OR you might like to group some of the sections together to make a couple of family devotional times but leave yourself room to use other resources you've found elsewhere. Remember these are a collection of tools, not rules, for family discipleship.

Don't forget to show us how your family are discipling one another by sharing your photos and reflections on our social media pages with the hashtag #WeAreLivingChurch.



WEEK 3 QUICK VIEW

QUICK VIEW

This week, we are talking about the pressures of the world that make us feel that we have to bow down to things that aren't God. We are also talking about the potential for suffering we face when we refuse to bow down, and when we instead stand up for God and be open about our faith.

DATE OF SERMON

09.05.2021

BIBLE READING

Daniel 3

BIG IDEA

The unwavering faith of Shadrach, Meshach, and Abednego foreshadows Jesus' commitment to stay faithful to God even to death. So when faced with persecution for faithfulness to God, we can also stand firm in the assurance that we have this eternal salvation in Him.

KIDS BIG IDEA

Shadrach, Meshach & Abednego show commitment to God when it meant death, just like Jesus. So when we are made fun of, or bullied for trusting God, we can be confident that Jesus has saved us and is with us when we suffer.

KIDS APPLICATION


When we are made fun of, or bullied for trusting God, we can be confident that Jesus has saved us and is with us when we suffer. Find support with other Christians facing the same thing.

KEY VERSE

Daniel 3:17-18 - "If we are thrown into the blazing furnace, the God we serve is able to deliver us from it, and he will deliver us from Your Majesty's hand. But even if he does not, we want you to know, Your Majesty, that we will not serve your gods or worship the image of gold you have set up."

KEY SONGS

You Make Me Brave - Bethel Music Kids | Come Alive



MOMENTS

To remember how King Nebuchadnezzar demanded that his people bow to him whenever they heard music, introduce a game where you begin playing music suddenly at random times throughout the week and the kids must stop and drop to the floor like the Babylonians had to.

If your kids share times in their life when they feel opportunities to share God's good news, make a point to pray about this before those activities (e.g. If there is a friend in their dance class or sports team who is interested in coming to church, pray with your child about this before each training session).

PRAYER

Dear Lord,
We are sorry for the times we bow down to idols and give ourselves to things that aren't you. Thank you that Jesus never bowed down to anything but you. Thank you God that He suffered for us, and that He did not spare Himself that suffering so that we can enjoy eternity with you. Please help us remember Jesus' sacrifice when we are facing the fiery furnaces that might come our way as we live our lives boldly for you. Thank you for the way Shadrach, Mesach and Abednego were able to evangelise, and the way their actions were able to point so many people to worshipping you. Please provide us with opportunities where we can do the same, and please let your Spirit be with us so we can do so without fear. Please help us to be clear and truthful, and please help the people listening to do so with open hearts so that they might want to know you more!
Please help us as a family to support each other with all of these things.
In Jesus' name,
Amen

REFLECT

As parents, encourage your family to personally reflect on the bible passage, and what it means for them. Try to guide this so it lands close to the big idea.

EARLY YEARS / KIDS

Watch the video below and reflect on Daniel 3 with a few questions.

Crossroad Kids' Club - Kid Bible Story: Shadrach Meshach and Abednego



Some comprehension questions to get started:

- What did King Nebuchadnezzar make the Babylonians do?
- Why didn't Shadrach, Meshach and Abednego do it too?
- What was their punishment for not obeying the king?
- Shadrach, Meshach and Abednego were punished, even though they were doing the right thing for God. That's not fair. How did they react? (Discuss how they went to their punishment willingly - they trusted God so much!)

YOUTH

Read the Daniel 3 together as a family.

Pick a loud song with lots of instruments to play whenever "horn, flute, zither, lyre, harp, pipe and all kinds of music" is mentioned in the passage.

Take some time to reflect on your own life and the things the world around you that say you are more important than God. How is this like what happened in Daniel 3?

PRAY

Dear Lord,

Thank you for being with us by your Spirit in this world when so many other things demand our attention away from you. We are sorry for the times we bow down to idols and give ourselves to things that aren't you. We are especially sorry for those times when we know it is wrong, and we do it anyway. Lord, please help us to be strong and bravely stand up for you, even if we get bullied or punished for it, like Shadrach, Mesach and Abednego.

In Jesus' name,
Amen

REACT

As parents, encourage your family to see how they are reacting emotionally to the Bible passage. Engage emotionally and bring it before God.

EARLY YEARS

Read or review Daniel 3 together.

Experience the heat, turn the oven up hot and go and stand near it.

How does it make you feel to be so close to the heat?

How do you think Shadrach, Meshach and Abednego felt standing so close to the furnace, knowing they had to step into it?

KIDS / YOUTH

Read or review Daniel 3 together.

What fiery furnace could you face? (i.e., what punishment/suffering could you face for standing out for God?)

How does that make you feel?

How can you trust Jesus when facing your fiery furnace?

PRAY

Dear God,

You know we want a life that is easy and free from suffering. It is hard to accept that you will not save us from all of that. Thank you that Jesus suffered for us, and that He did not spare Himself that suffering so that we can enjoy eternity with you.

Please help us remember Jesus' sacrifice when we are facing the fiery furnaces that might come our way as we live our lives boldly for you.

In Jesus' name,

Amen

RELATE

As parents, encourage your family to share honestly, and listen deeply to how one another are growing as disciples.

Parents it will be important for you to model honesty and vulnerability as you answer these questions, so your kids know they can do the same. Allow time for everyone to reflect and answer each question openly and honestly. Make sure you listen well to one another, and pray from the heart.

FAMILIES

ABC Teacher Demonstration 'Un-pop-able Balloon'

https://www.abc.net.au/science/surfingscientist/pdf/teachdemos_7.pdf

Use the above activity as a fun way of visualising 'facing the flames'. We fear the popping of the balloon (the bad outcome from sharing our faith), but with the Spirit inside us (the water), whatever suffering we endure is not permanent, because of our salvation through Jesus. Discuss how sometimes, like in the story, God spares us the suffering, but sometimes He doesn't. God did not promise that we would not suffer on this earth.

Parents, take this opportunity to be honest about times when you have been persecuted, bullied, excluded or punished for being open about your faith. Also, be honest about the times when the fear of those things has stopped you from sharing your faith and kept you quiet.

Teacher Demonstration 7

Un-pop-able Balloon

and the basics of hot air balloons

Materials: Balloons (white if possible), Water, Hot, Candle, Matches, Food colour (optional), String (if desired)

Instructions:

- 1. Inflate the balloon with hot air.
- 2. Open the top of the balloon and add a small amount of water to the balloon's surface. The water will be added to the balloon's surface in the form of a liquid.
- 3. To make the water: Add several drops of food colour to the water in the balloon. Use a pipette if necessary. Use about the amount of the balloon's surface area. Add more water until it is approximately 1/4 inch of a liquid.
- 4. Light a candle and hold it close to the top of the balloon. The hot air from the candle will be added to the balloon's surface. The hot air will be added to the balloon's surface in the form of a liquid.
- 5. To make the water: Add several drops of food colour to the water in the balloon. Use a pipette if necessary. Use about the amount of the balloon's surface area. Add more water until it is approximately 1/4 inch of a liquid.
- 6. Place the balloon in the hot air and watch it rise. The hot air will be added to the balloon's surface. The hot air will be added to the balloon's surface in the form of a liquid.
- 7. Repeat the steps above. The balloon will rise and fall. The hot air will be added to the balloon's surface. The hot air will be added to the balloon's surface in the form of a liquid.

Notes: The use of hot water (approximately 100°C) is essential for this demonstration. The use of hot water is essential for this demonstration. The use of hot water is essential for this demonstration.

Safety notes:

- 1. Do not use the hot air directly on your skin or clothing.
- 2. Do not use the hot air directly on your face.
- 3. Do not use the hot air directly on your eyes.
- 4. Do not use the hot air directly on your ears.
- 5. Do not use the hot air directly on your nose.
- 6. Do not use the hot air directly on your mouth.
- 7. Do not use the hot air directly on your throat.
- 8. Do not use the hot air directly on your chest.
- 9. Do not use the hot air directly on your stomach.
- 10. Do not use the hot air directly on your back.
- 11. Do not use the hot air directly on your legs.
- 12. Do not use the hot air directly on your feet.
- 13. Do not use the hot air directly on your hands.
- 14. Do not use the hot air directly on your arms.
- 15. Do not use the hot air directly on your neck.
- 16. Do not use the hot air directly on your head.
- 17. Do not use the hot air directly on your face.
- 18. Do not use the hot air directly on your eyes.
- 19. Do not use the hot air directly on your ears.
- 20. Do not use the hot air directly on your nose.
- 21. Do not use the hot air directly on your mouth.
- 22. Do not use the hot air directly on your throat.
- 23. Do not use the hot air directly on your chest.
- 24. Do not use the hot air directly on your stomach.
- 25. Do not use the hot air directly on your back.
- 26. Do not use the hot air directly on your legs.
- 27. Do not use the hot air directly on your feet.
- 28. Do not use the hot air directly on your hands.
- 29. Do not use the hot air directly on your arms.
- 30. Do not use the hot air directly on your neck.
- 31. Do not use the hot air directly on your head.

PRAY

Dear Lord,

Please be with us when we are afraid to share our faith. We fear the short-term consequences of our actions and the suffering we might face, but Lord, winning people for You should be our greatest and only goal. We don't always know how to do that, the best way to do it, or have the bravery to do it. Please help us in this, and please help us to encourage each other.

In Jesus' name,

Amen

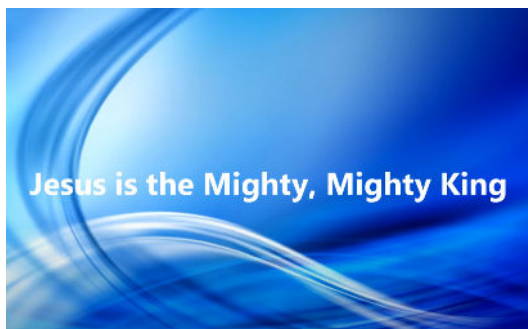
RESPOND

As parents, encourage your family to work out real and practical ways they can respond to God in light of the Bible passage. Land the application in this section.

EARLY YEARS

Sing Jesus is the Mighty Mighty King by Colin Buchanan.

Remind yourselves of this week's story in Daniel 3 by changing the lyrics to "Nebuchadnezzar is not the king".



KIDS / YOUTH

Read 1 Peter 3:13-18 together.

Prepare a statement that explains the reason for the hope you have in Jesus.

Role play saying this to each other, trying out some different scenarios where it might come up.

PRAY

Dear God,

Thank you for giving us so many reasons to find hope in Jesus! Please be with us with your Spirit, especially during those times when we have the opportunity to share the reason for our hope.

Please help us to be clear and truthful, and please help the people listening to do so with open hearts so that they might want to know you more!

In Jesus' name,

Amen

REVIEW

As parents, encourage your family to review the Bible passage for the week. This section tries to find a way to engage with the passage in a different way.

EARLY YEARS / KIDS

Challenge your kids' understanding of Daniel chapter 3 with a 'game show' activity, with questions about Daniel 3. Refer back to the comprehension questions from the 'Reflect' section for some question ideas.

YOUTH

Watch the Spoken Gospel video - The Bible Explained: Daniel



How does this video change the way you have been thinking about Daniel so far?

PRAY

Dear God,
Thank you for challenging us this week as we read Daniel together. Thank you for the way Shadrach, Meshach and Abednego were able to be witnesses for you, and the way their actions were able to point so many people to worshipping you. Please provide us with opportunities where we can do the same, and please let your Spirit work in us in a powerful way, beyond what we can even imagine, so that through our actions, people might come to know you.

In Jesus' name,
Amen

